


AI 12X/20X/23X Mini PTZ Dome Network Camera



IP66

IK10



DATASHEET

KEY FEATURES

- ▶ 0.001Lux Starlight (Delivering detailed color image even in the low light environments reaching 0.001Lux(Color) or 0Lux(B/W).)
- ▶ 140dB Super WDR (Excellent performance even when the ratio of the luminosity of brightest and darkest is up to 140dB.)
- ▶ Advanced Functions (Boasting to support various advanced functions such as HLC, Defog, ROI.)
- ▶ Intelligent Auto Tracking (Intelligent Pan/Tilt/Zoom to precisely track the detected human and vehicle.)
- ▶ 100fps High FrameRate (Camera can easily catch images with no latency despite of the high-speed movement.)
- ▶ 12X/20X/23X Optical Zoom (Zooming up to distant subjects while still maintaining clarity.)
- ▶ Keyboard Control (Shortcut keys for PTZ control via Milesight Keyboard.)
- ▶ Smart Stream (Bandwidth, storage and bit rate are saved with Smart Stream On, eg, H.265+ saves 70%~80% bandwidth that of H.264.)

AI Video Analytics

- 8 intelligent VCA modes powered by AI engine, which can intelligently filter objects to focus on human and vehicle detection.
- People Counting technology provides high accuracy and real-time data based on AI algorithm with statistic reports.
- Face Detection function detects human faces in the monitoring scene and captures the snapshots, which greatly enhances the monitoring efficiency.



Smart IR II Technology

It allows the camera to catch better images regardless of object distance with High Beams and Low Beams whose brightness could be adjusted manually or automatically. Also, the innovative IR Anti-reflection Panel protects the lens from IR interference.



High Speed & Precise Movement

With a sophisticated pan/tilt mechanism, the 12X/20X/23X AI Mini PTZ Dome Network Camera provides fast, precise movement with 360° endless pan and -5~90° (Auto Flip). Maximum pan speed of 450°/s and tilt speed of 360°/s make the camera a mighty Speed Dome model.



Recessed Installation

With recessed installation, the 12X/20X/23X AI Mini PTZ Dome Network Camera is easily blend in with the environment to provide discreet surveillance.



AI 12X/20X/23X Mini PTZ Dome Network Camera



	Model	MS-C2971-X12R(T)PC (2MP)	MS-C2871-X20TPC (2MP)	MS-C2971-X23R(T)PC (2MP)	MS-C5371-X12PC (5MP)
Camera	Image Sensor	1/2.8" Progressive Scan CMOS	1/2" Progressive Scan CMOS	1/2.8" Progressive Scan CMOS	
	Min. Illumination	Color: 0.002Lux@F1.2 Color: 0.005Lux@F1.6 B/W: 0Lux with IR on	Color: 0.001Lux@F1.2 Color: 0.002Lux@F1.6 B/W: 0Lux with IR on	Color: 0.002Lux@F1.2 Color: 0.005Lux@F1.5 B/W: 0Lux with IR on	Color: 0.005Lux@F1.2 Color: 0.008Lux@F1.6 B/W: 0Lux with IR on
	WDR	140dB Super WDR (Super WDR Pro is optional for T Series)	140dB Super WDR Pro	140dB Super WDR (Super WDR Pro is optional for T Series)	120dB Super WDR
	Shutter Time	1/100000s~1s			
	Digital Zoom	16X			
	Day/Night Mode	Day/Night/Auto/Customize/Schedule			
	S/N	>55dB			
	Lens	Focal Length	5.3~64mm, 12X Optical Zoom	6.4~128mm, 20X Optical Zoom	5~117mm, 23X Optical Zoom
Zoom Speed		Approx 4s (Wide-Tele)	Approx 5s (Wide-Tele)	Approx 6s (Wide-Tele)	Approx 4s (Wide-Tele)
Field of View		H61°~H5°/D69°~D5°/ V36°~V2°	H60°~H3°/D67°~D4°/ V37°~V1°	H60°~H3°/D69°~D4°/ V35°~V2°	H57°~H4°/D69°~D5°/ V44°~V1°
Focus Control		Auto/Semi-Auto/Manual			
Minimum Working Distance		1000/1500mm (Wide/Tele)	100/2000mm (Wide/Tele)	100/1500mm (Wide/Tele)	100/1500mm (Wide/Tele)
Aperture		F1.6~F2.8	F1.6~F4.0	F1.5~F3.5	F1.6~F2.8
Iris Control		Auto			
PTZ	Pan Range / Pan Speed	360° endless; Pan Manual Speed: 0.1°~450°/s, Pan Preset Speed: 450°/s			
	Tilt Range / Tilt Speed	-5°~90° (Auto Flip); Tilt Manual Speed: 0.1°~360°/s, Tilt Preset Speed: 360°/s			
	Proportional Zoom	Support			
	Preset Quantity	300			
	Patrol	8 Patrols, up to 48 presets each patrol			
	Pattern	4 Patterns			
	Auto Tracking	Support			
	Power Off Memory	Support			
Other Function	Auto Scan, Auto Home, Preset Freezing, 3D Positioning, PTZ Limits, Initial Position				
IR	IR Distance	Up to 160m			
	IR Angle	Auto/Manual			
Video	Max. Image Resolution	1920x1080			2592x1944
	Primary Stream	60Hz: 100fps@(1920x1080)(Optional for T Series) , 60fps@(1920x1080, 1280x960, 1280x720, 704x576) 50Hz: 100fps@(1920x1080)(Optional for T Series) , 50fps@(1920x1080, 1280x960, 1280x720, 704x576)			60Hz: 30fps@(2592x1944), 45fps@(2048x1536), 60fps@(1920x1080, 1280x960, 1280x720, 704x576) 50Hz: 25fps@(2592x1944), 45fps@(2048x1536), 50fps@(1920x1080, 1280x960, 1280x720, 704x576)

AI 12X/20X/23X Mini PTZ Dome Network Camera

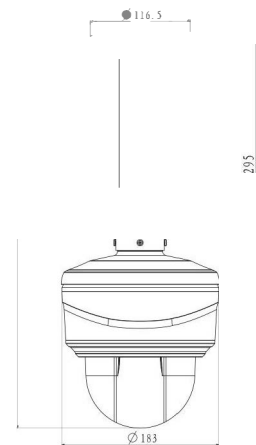
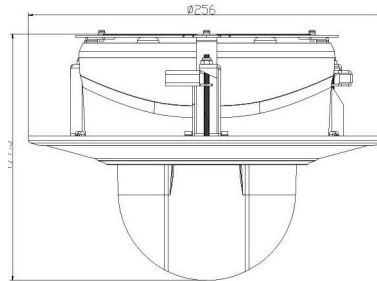
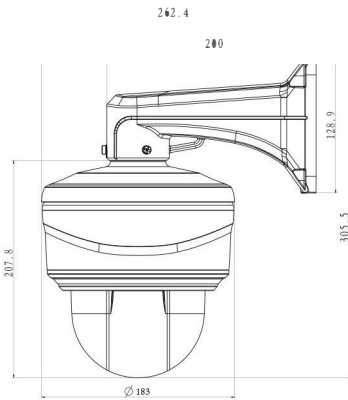
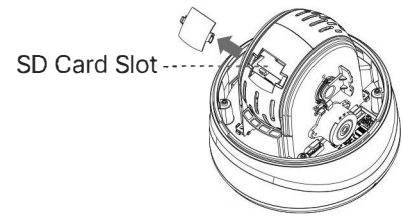
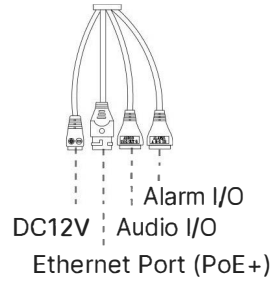
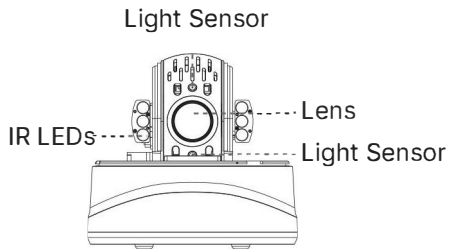


Video	Secondary Stream	60Hz: 60fps@(704x576, 640x480, 640x360, 352x288, 320x240, 320x192, 320x180) 50Hz: 50fps@(704x576, 640x480, 640x360, 352x288, 320x240, 320x192, 320x180)	60Hz: 30fps@(704x576, 640x480, 640x360, 352x288, 320x240, 320x192, 320x180) 50Hz: 25fps@(704x576, 640x480, 640x360, 352x288, 320x240, 320x192, 320x180)
	Tertiary Stream	60Hz: 30fps@(1920x1080, 1280x720, 704x576, 640x480, 640x360, 320x240, 320x192, 320x180) 50Hz: 25fps@(1920x1080, 1280x720, 704x576, 640x480, 640x360, 320x240, 320x192, 320x180)	
	Video Compression	H.265+/H.265(HEVC)/H.264+/H.264/MJPEG	
	Video Bit Rate	16Kbps~16Mbps(CBR/VBR Adjustable)	
	Privacy Masking	Up to 28 areas(24 mask areas and 4 mosaic areas)	
	ROI	Up to 8 areas	
	Image Setting	Brightness/Contrast/Saturation/Sharpness	
Interface	Ethernet	1*RJ45 10M/100M Ethernet Port	
	Audio I/O	1/1	
	Alarm I/O	1/1	
Network	Network Storage	NAS(Support NFS, SMB/CIFS), ANR	
	Protocol	IPv4/IPv6, ARP, TCP, UDP, RTCP, RTP, RTSP, RTMP, HTTP, HTTPS, DNS, DDNS, DHCP, FTP, NTP, SMTP, SNMP, UPnP, Bonjour, SIP, PPPoE, VLAN, 802.1x, QoS, IGMP, ICMP, SSL	
Audio	Audio Compression	G.711/AAC/G.722/G.726	
	Audio Sampling Rate	8/16/32/44.1/48KHz	
	Audio Bit Rate	16~256kbps	
	Two-way Audio	Support	
Intelligent Analytics	Video Analysis	Region Entrance, Region Exiting, Advanced Motion Detection, Tamper Detection, Line Crossing, Loitering, Object Left, Object Removed	
	Face Detection	Detect and capture faces, get real-time snapshots	
	People Counting&Report	Count the number of people entering or exiting, up to 4 detection areas for regional people counting	
System	Storage	Support microSD/SDHC/SDXC Card Local Storage, up to 256G	
	Advanced Function	BLC, HLC, 2D DNR, 3D DNR, Defog, AWB, EIS, IP Address Filtering, AGC, Anti-flicker, Corridor Mode, Deblur, Watermark	
	SIP/VoIP Support	Yes, Voice & Video-over-IP	
	Event Trigger	Motion Detection, Network Disconnection, External Input, Audio Alarm, etc.	
	Event Action	FTP Upload, SMTP Upload, SD Card Record, External Output, SIP Phone, PTZ Motion, HTTP Notification, etc.	
	System Compatibility	ONVIF Profile G & Q & S & T, API	
General	Working Condition	Temperature: -40℃~60℃ / Humidity: 0~90%(Non-condensing)	
	Power Supply	PoE (802.3at) / DC 12V/3A ± 10%	
	Power Consumption	11W MAX 19W MAX (With IR on)	
	Weather Proof/Housing	Up to IP66-rated for Weather-resistant Performance / Vandal-proof IK10-rated Metal Housing	
	Surge Protection	4KV	
	Dimensions/Weight	Φ183mmX174.8mm/2Kg	
	Warranty	2 Years / 3 Years (Optional)	

AI 12X/20X/23X Mini PTZ Dome Network Camera



Structure Diagrams



Units: mm

Accessories Support

A01 Pole Mount

Weight: 720g
Dimensions: 170*51.5*152.6mm



A03 External Corner Bracket

Weight: 900g
Dimensions: 170*152.5*76.3mm



A42-L Extension Lever

Weight: 325g
Dimensions: 57*255mm



A43 Junction Box

Weight: 1000g
Dimensions: 195*164*80mm



A77 Wall Mount

Weight: 650g
Dimensions: 262*185*138mm



A78 Recessed Mount

Weight: 715g
Dimensions: 256*94mm



A79 Pendant Mount

Weight: 850g
Dimensions: 185*295mm

AC-71 Smoked Dome Cover

For concealing where a camera is pointed

